



Copyright 2007 American Academy of Orthopaedic Surgeons

## Shoulder Surgery Exercise Guide

---

Regular exercises to restore your normal shoulder motion and flexibility and a gradual return to everyday work and recreational activities are important for your full recovery.

Your orthopaedic surgeon and physical therapist may recommend that you exercise from 10 to 15 minutes 2 or 3 times a day during your early recovery period. They may suggest some of the following exercises.

This guide can help you better understand your exercise and activity program.

### **Pendulum, Circular**

---

Bend forward 90 degrees at the waist, using a table for support.

Rock body in a circular pattern to move arm clockwise 10 times, then counterclockwise 10 times.

Do 3 sessions a day.



Pendulum, Circular

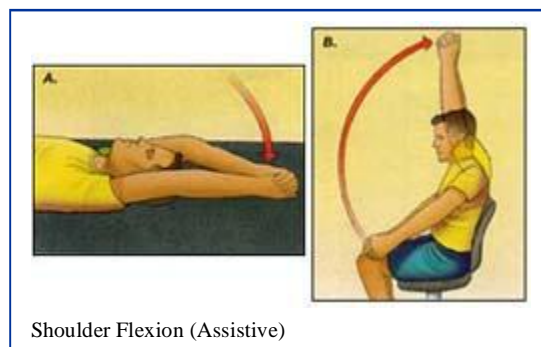
### **Shoulder Flexion (Assistive)**

---

Clasp hands together and lift arms above head. Can be done lying down (drawing A) or sitting (drawing B). Keep elbows as straight as possible.

Repeat 10 to 20 times.

Do 3 sessions a day.



Shoulder Flexion (Assistive)

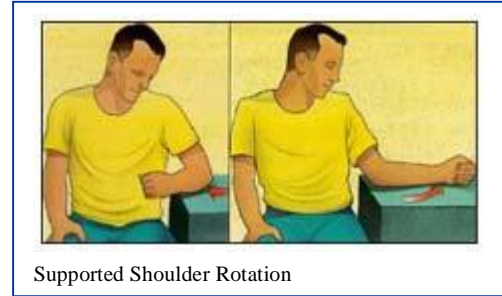
### **Supported Shoulder Rotation**

---

Keep elbow in place and shoulder blades down and together. Slide forearm back and forth.

Repeat 10 times.

Do 3 sessions a day.



Supported Shoulder Rotation

### **Walk Up Exercise (Active)**

With elbow straight, use fingers to "crawl" up wall or door frame as far as possible. Hold 10 seconds. Repeat 3 times.

Do 3 sessions a day.



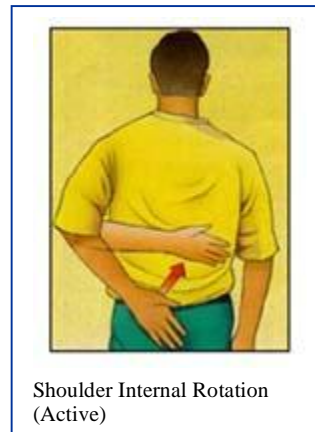
Walk Up Exercise  
(Active)

### **Shoulder Internal Rotation (Active)**

Bring hand behind back and across to opposite side.

Repeat 10 times.

Do 3 sessions a day.



Shoulder Internal Rotation  
(Active)

### **Shoulder Flexion (Active)**

Raise arm to point to ceiling, keeping elbows straight. Hold 10 seconds.

Repeat 3 times.

Do 3 sessions a day.



Shoulder Flexion  
(Active)

### **Shoulder Abduction (Active)**

Raise arm out to side, elbow straight and palm downward. Do not shrug shoulder or tilt trunk. Hold 10 seconds.

Repeat 3 times.

Do 3 sessions a day.



Shoulder Abduction (Active)

### **Shoulder Extension (Isometric)**

Stand with your back against the wall and your arms straight at your sides. Keeping your elbows straight, push your arms back into the wall. Hold for 5 seconds, and then relax.

Repeat 10 times.



Shoulder Extension  
(Isometric)

### **Shoulder External Rotation (Isometric)**

Stand with the involved side of your body against a wall. Bend your elbow 90 degrees. Push your arm into the wall. Hold for 5 seconds, and then relax.

Repeat 10 times.



Shoulder External Rotation  
(Isometric)

### Shoulder Internal Rotation (Isometric)

Stand at a corner of a wall or in a door frame. Place the involved arm against the wall around the corner, bending your elbow 90 degrees. Push your arm into the wall. Hold for 5 seconds, and then relax.

Repeat 10 times.



Shoulder Internal  
Rotation (Isometric)

### Shoulder Internal Rotation

Keep elbow bent at 90 degrees. Holding light weight, raise hand toward stomach. Slowly return.

Repeat 10 times.

Do 3 sessions a day.



Shoulder Internal Rotation

### Shoulder External Rotation

Keep elbow bent at 90 degrees at side. Holding light weight, raise hand away from stomach. Slowly return.

Repeat 10 times.

Do 3 sessions a day.



Shoulder External Rotation

### **Shoulder Adduction (Isometric)**

Press upper arm against a small pillow alongside your body. Hold 5 seconds.

Repeat 10 times.

Do 3 sessions a day.

Shoulder Adduction  
(Isometric)

### **Shoulder Abduction (Isometric)**

Resist upward motion to the side, push arm against back of chair. Hold 5 seconds.

Repeat 10 times.

Do 3 sessions a day.

Shoulder Abduction  
(Isometric)

Last reviewed and updated: 2007

*AAOS does not review or endorse accuracy or effectiveness of materials, treatments or physicians.*

*Copyright 2007 American Academy of Orthopaedic Surgeons*

**Related Links**

View Japanese translation of this article

(<http://www.naruseikei.com/AAOS/ShoulderSurgeryExerciseGuide/ShoulderSurgeryExerciseGuide.html>)

**Your Orthopaedic Connection**

The American Academy of Orthopaedic Surgeons  
6300 N. River Road  
Rosemont, IL 60018  
Phone: 847.823.7186  
Email: [orthoinfo@aaos.org](mailto:orthoinfo@aaos.org)